

Report No.:

Test Time: 2024/6/13 9:20:47

## LUMINAIRE PHOTOMETRIC TEST REPORT


### Luminaire Property

Manufacturer: 0	Voltage(V): 219.70 V
Luminaire Type: MB21-BL09A	Current(A): 0.0780 A
Lamp Type:	Power(W): 10.28 W
Luminous Width: 0 mm	Power Factor: 0.5920
Luminous Length: 0 mm	Lamp Luminous Flux: 303.45
Luminous Height: 0 mm	

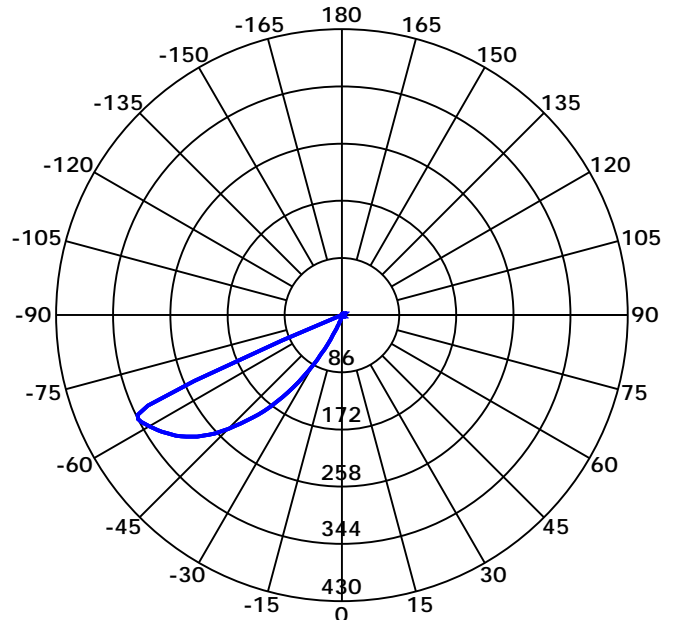
### Photometric Results

CIE Class: Direct	Max. Intensity: 344.22 cd
Luminaire Luminous Flux: 303.4463 lm	Max. Intensity Angle: C=270 Gamma=63
Downward Ratio: 88.81%	Upward Ratio: 11.19%
Luminaire Efficacy Rating(LER): 29.52 lm/W	Efficacy: 100.00%
Beam Angle(50%) C0-180,C90-270: 214.5,129.5	Center Intensity: 2.03 cd
Field Angle(10%) C0-180,C90-270: 293.8,130.7	Effective Luminous Flux: 269.10 lm
S/MH C0-180,C90-270: 0.462,4.950	ERP( $\varphi$ use)(120deg): 89.30 lm

Picture of Luminaire



Luminous Intensity Distribution Curve



Beam Angle(50%) C0-180,C90-270: 214.5 deg,129.5 deg

C0-180 ——— C90-270 ———

C Range: 0 - 360 Deg

C Interval: 45.0 Deg

Test Speed: High

Temperature:

Operators:

Test Date: 2024/6/13 9:20:47

G Range: 0 - 180 Deg

G Interval: 1.0 Deg

Test System: Huipu CPM-2000B Goniophotometer

Humidity:

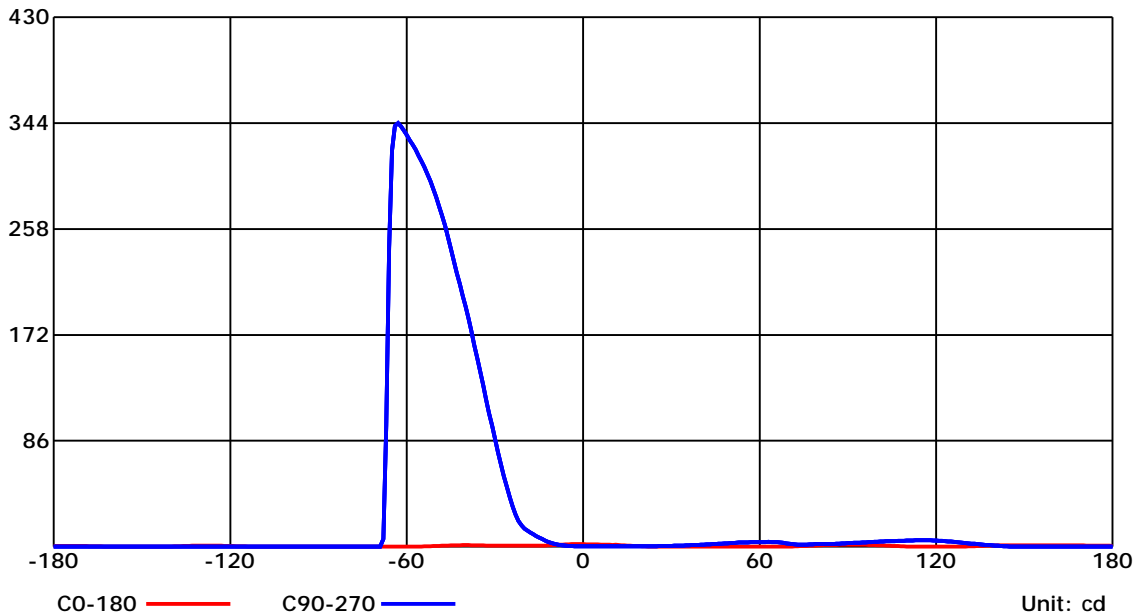
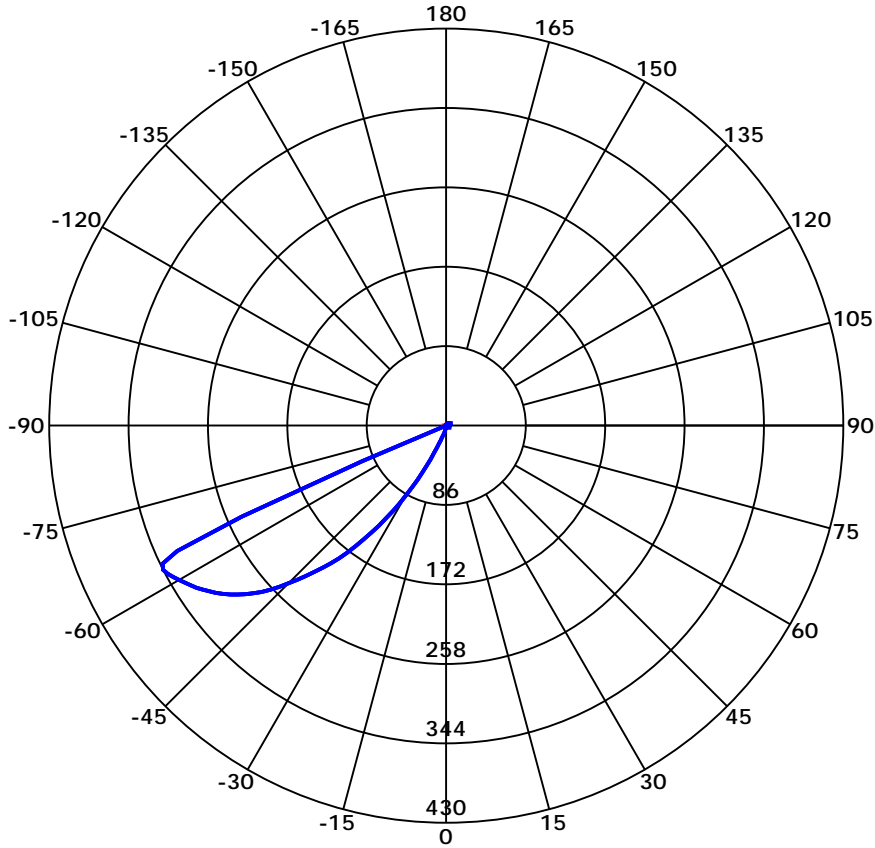
Test Distance: 6.25 m

Remarks:

Report No.:

Test Time: 2024/6/13 9:20:47

## Luminous Intensity Distribution Curve



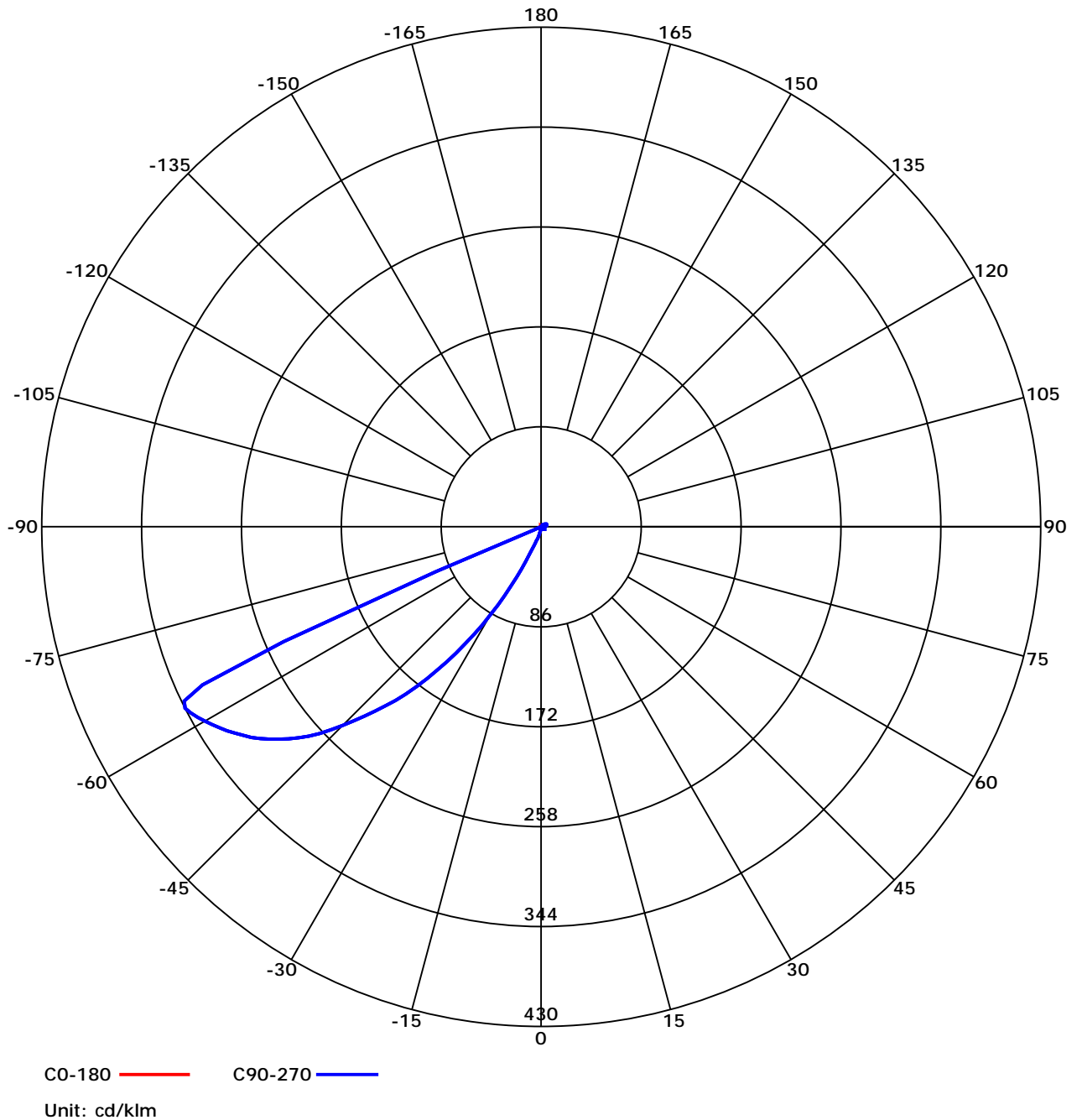
C Range: 0 - 360 Deg  
 C Interval: 45.0 Deg  
 Test Speed: High  
 Temperature:  
 Operators:  
 Test Date: 2024/6/13 9:20:47

G Range: 0 - 180 Deg  
 G Interval: 1.0 Deg  
 Test System: Huipu CPM-2000B Goniophotometer  
 Humidity:  
 Test Distance: 6.25 m  
 Remarks:

Report No.:

Test Time: 2024/6/13 9:20:47

## Luminous Intensity Distribution Curve



C Range: 0 - 360 Deg  
 C Interval: 45.0 Deg  
 Test Speed: High  
 Temperature:  
 Operators:  
 Test Date: 2024/6/13 9:20:47

G Range: 0 - 180 Deg  
 G Interval: 1.0 Deg  
 Test System: Huipu CPM-2000B Goniophotometer  
 Humidity:  
 Test Distance: 6.25 m  
 Remarks:

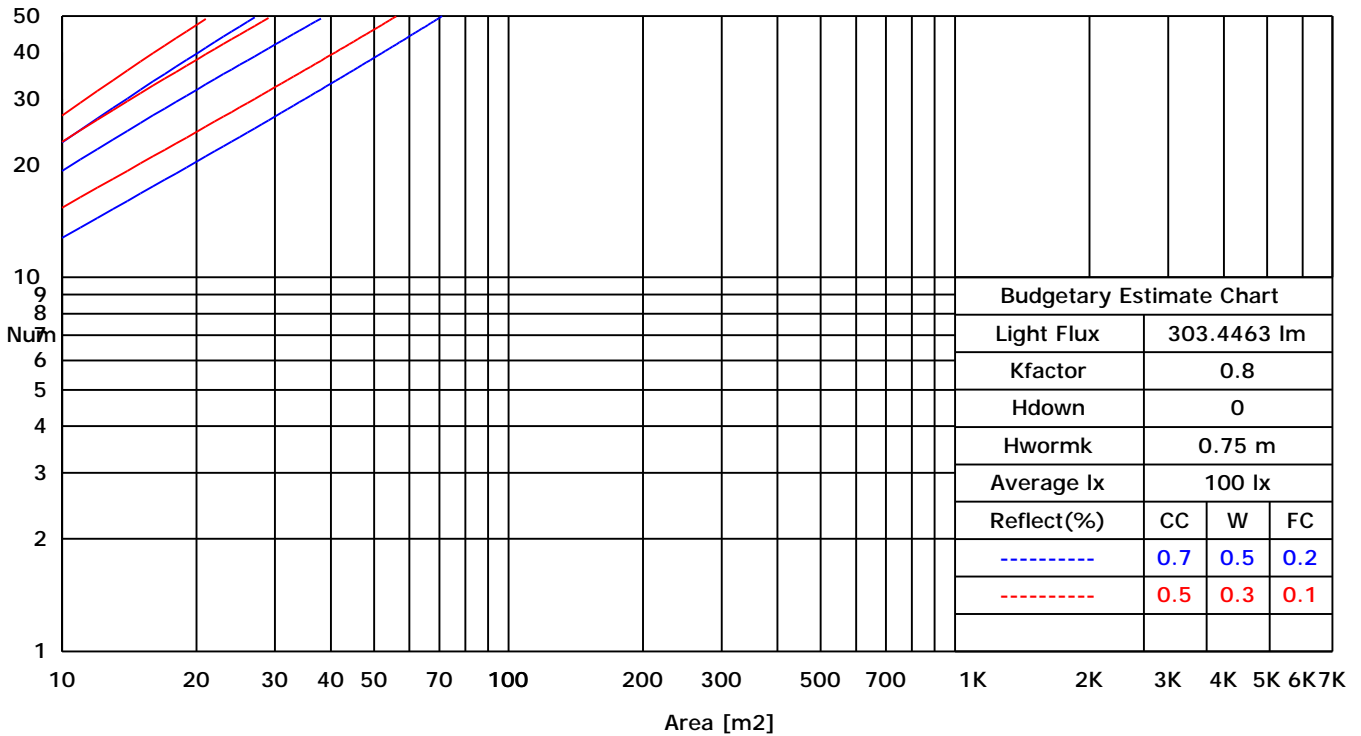
Report No.:

Test Time: 2024/6/13 9:20:47

### UTILIZATION FACTORS TABLE

RHOCC	80			70			50			30			10			0
RHOW	50	30	10	50	30	10	50	30	10	50	30	10	50	30	10	0
RCR	COEFFICIENTS OF UTILIZATION FOR RHOFC=20															
0	1.19	1.19	1.19	1.16	1.16	1.16	1.11	1.11	1.11	1.06	1.06	1.06	1.02	1.02	1.02	1.00
1	0.83	0.79	0.76	0.83	0.79	0.75	0.81	0.76	0.72	0.78	0.73	0.68	0.73	0.68	0.64	0.58
2	0.63	0.58	0.55	0.64	0.58	0.54	0.64	0.58	0.53	0.62	0.56	0.50	0.60	0.53	0.47	0.42
3	0.50	0.46	0.43	0.52	0.46	0.42	0.53	0.46	0.41	0.52	0.45	0.39	0.51	0.44	0.37	0.33
4	0.42	0.38	0.35	0.43	0.38	0.34	0.45	0.38	0.33	0.46	0.38	0.32	0.45	0.37	0.31	0.27
5	0.36	0.32	0.30	0.38	0.33	0.29	0.40	0.33	0.29	0.41	0.33	0.28	0.41	0.33	0.26	0.23
6	0.32	0.28	0.26	0.33	0.29	0.26	0.36	0.30	0.25	0.37	0.30	0.24	0.38	0.30	0.23	0.20
7	0.29	0.25	0.23	0.30	0.26	0.23	0.33	0.27	0.23	0.34	0.27	0.22	0.35	0.27	0.21	0.18
8	0.26	0.23	0.21	0.28	0.24	0.21	0.30	0.25	0.21	0.32	0.25	0.20	0.33	0.25	0.19	0.16
9	0.24	0.22	0.20	0.26	0.22	0.20	0.28	0.23	0.19	0.30	0.23	0.19	0.31	0.24	0.18	0.15
10	0.23	0.20	0.19	0.24	0.21	0.19	0.27	0.21	0.18	0.28	0.22	0.18	0.30	0.22	0.17	0.14

### LUMINAIRE BUDGETARY ESTIMATE DIAGRAM



C Range: 0 - 360 Deg

C Interval: 45.0 Deg

Test Speed: High

Temperature:

Operators:

Test Date: 2024/6/13 9:20:47

G Range: 0 - 180 Deg

G Interval: 1.0 Deg

Test System: Huipu CPM-2000B Goniophotometer

Humidity:

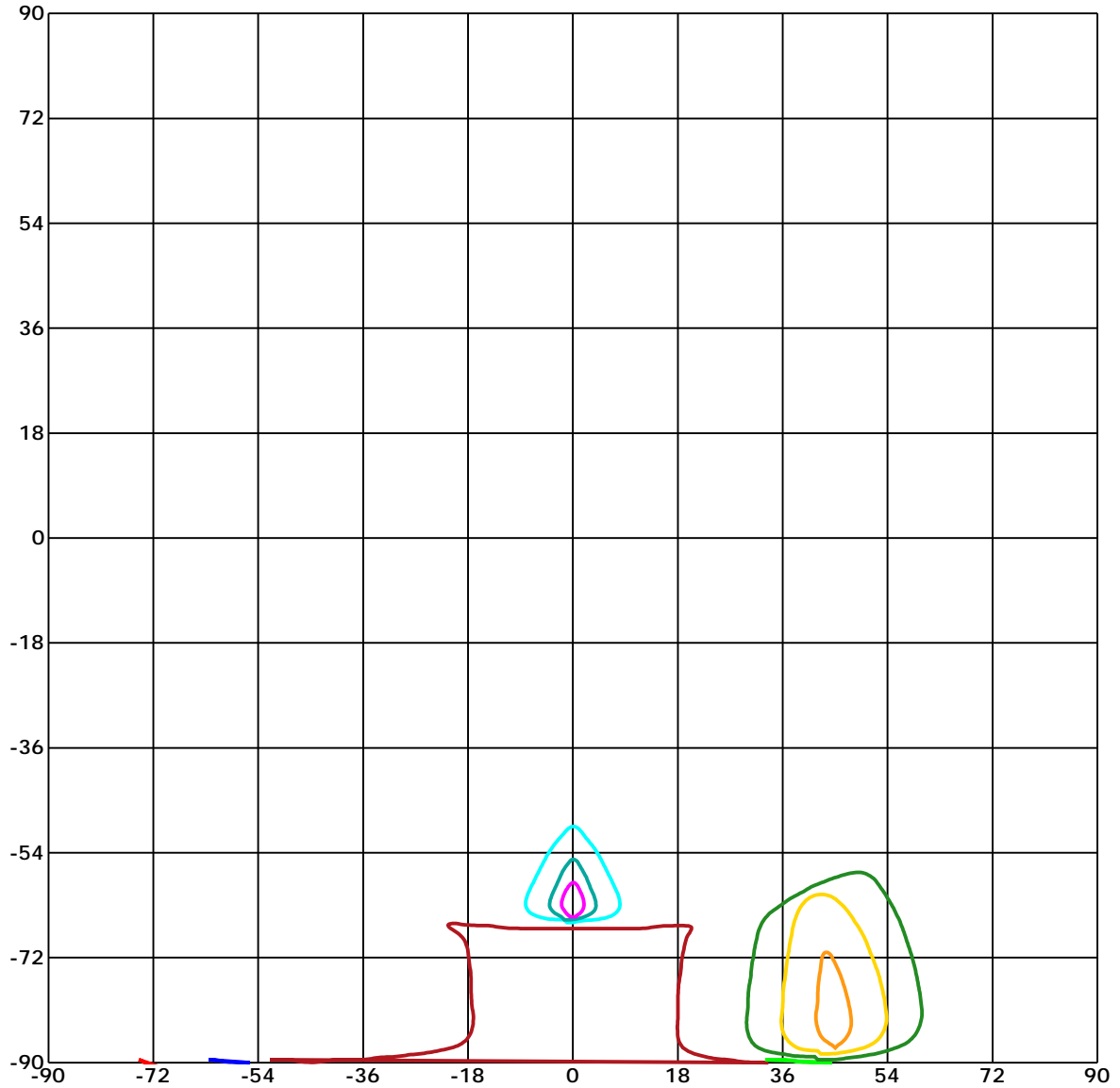
Test Distance: 6.25 m

Remarks:

Report No.:

Test Time: 2024/6/13 9:20:47

## ISOCANDELA DIAGRAM (RECTANGULAR)



Unit of intensity:cd    I<sub>max</sub>(100%): 344.219 cd

- |                                 |                                 |
|---------------------------------|---------------------------------|
| — 327.008(95%I <sub>max</sub> ) | — 172.109(50%I <sub>max</sub> ) |
| — 309.797(90%I <sub>max</sub> ) | — 137.688(40%I <sub>max</sub> ) |
| — 275.375(80%I <sub>max</sub> ) | — 103.266(30%I <sub>max</sub> ) |
| — 240.953(70%I <sub>max</sub> ) | — 68.844(20%I <sub>max</sub> )  |
| — 206.531(60%I <sub>max</sub> ) | — 34.422(10%I <sub>max</sub> )  |

C Range: 0 - 360 Deg

C Interval: 45.0 Deg

Test Speed: High

Temperature:

Operators:

Test Date: 2024/6/13 9:20:47

G Range: 0 - 180 Deg

G Interval: 1.0 Deg

Test System: Huipu CPM-2000B Goniophotometer

Humidity:

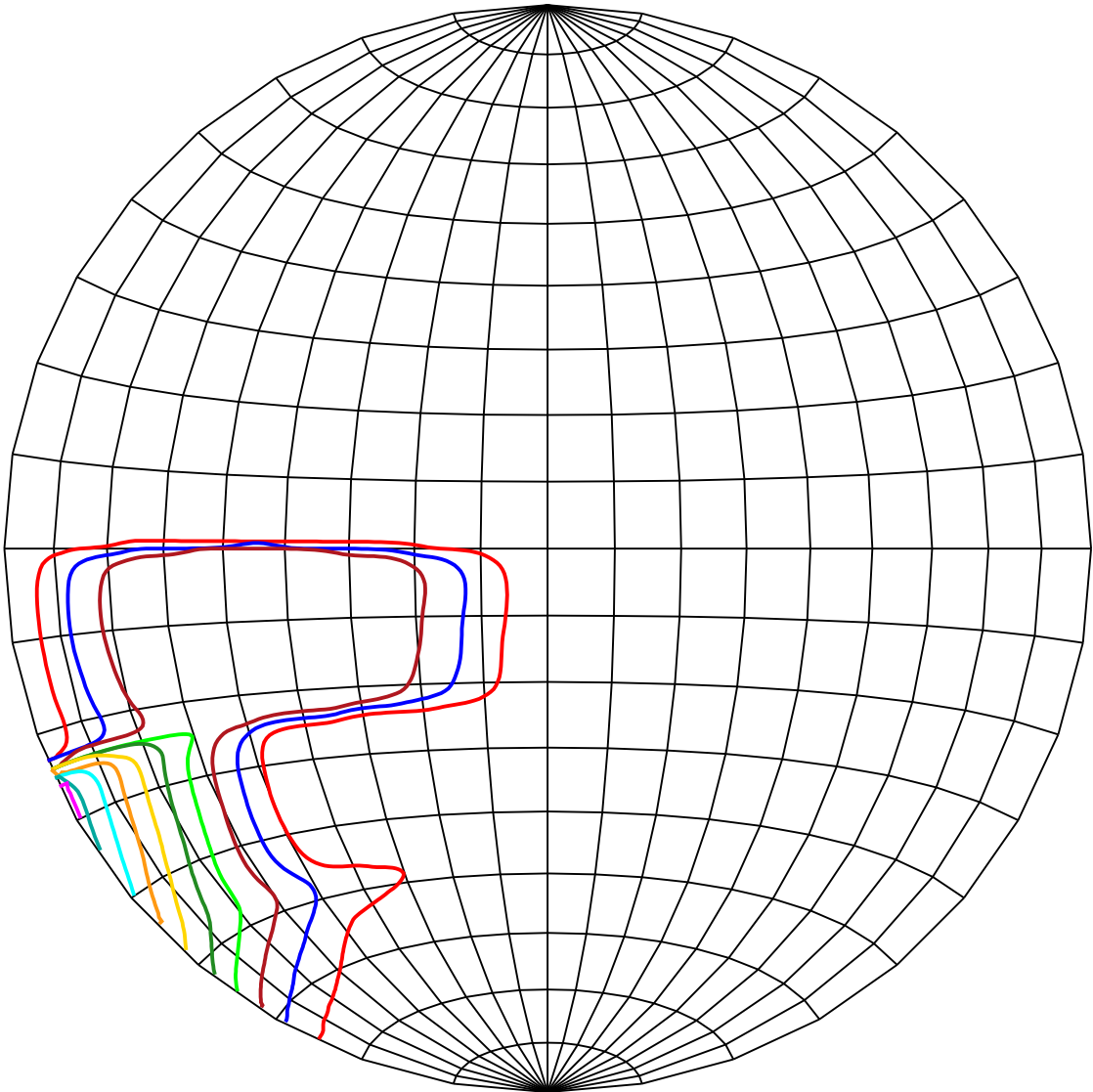
Test Distance: 6.25 m

Remarks:

Report No.:

Test Time: 2024/6/13 9:20:47

## ISOCANDELA DIAGRAM (SPHERE)



Unit of intensity:cd      I<sub>max</sub>(100%): 344.219 cd

- |                                 |                                 |
|---------------------------------|---------------------------------|
| — 327.008(95%I <sub>max</sub> ) | — 172.109(50%I <sub>max</sub> ) |
| — 309.797(90%I <sub>max</sub> ) | — 137.688(40%I <sub>max</sub> ) |
| — 275.375(80%I <sub>max</sub> ) | — 103.266(30%I <sub>max</sub> ) |
| — 240.953(70%I <sub>max</sub> ) | — 68.844(20%I <sub>max</sub> )  |
| — 206.531(60%I <sub>max</sub> ) | — 34.422(10%I <sub>max</sub> )  |

C Range: 0 - 360 Deg

C Interval: 45.0 Deg

Test Speed: High

Temperature:

Operators:

Test Date: 2024/6/13 9:20:47

G Range: 0 - 180 Deg

G Interval: 1.0 Deg

Test System: Huipu CPM-2000B Goniophotometer

Humidity:

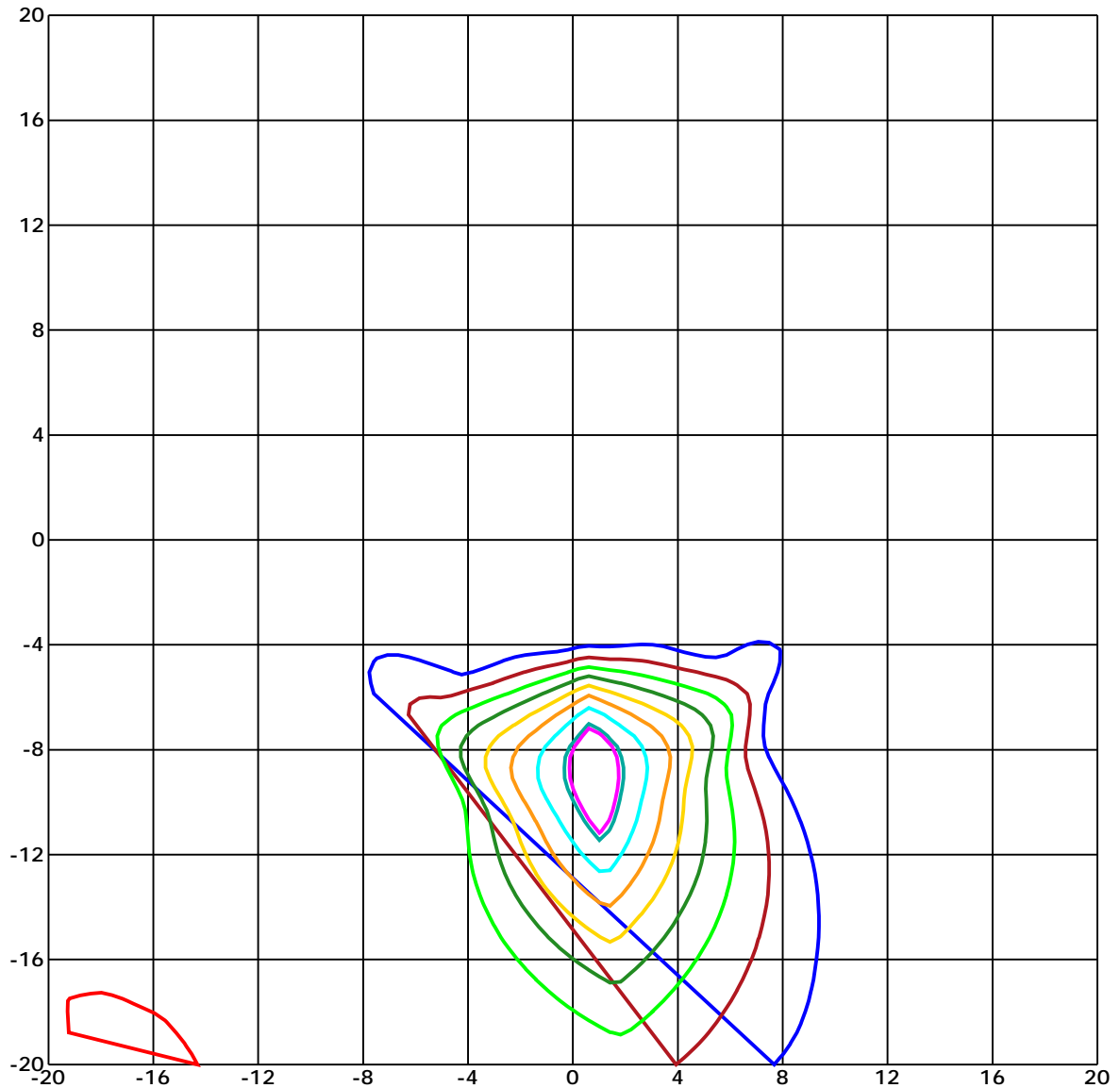
Test Distance: 6.25 m

Remarks:

Report No.:

Test Time: 2024/6/13 9:20:47

## ISOLX DIAGRAM



Unit of illumination: lx      Height of plane: 10.0(m)/32.81(ft)

- |                     |                     |
|---------------------|---------------------|
| — -92000.0(92%Emax) | — -50000.0(50%Emax) |
| — -90000.0(90%Emax) | — -40000.0(40%Emax) |
| — -80000.0(80%Emax) | — -30000.0(30%Emax) |
| — -70000.0(70%Emax) | — -20000.0(20%Emax) |
| — -60000.0(60%Emax) | — -10000.0(10%Emax) |

C Range: 0 - 360 Deg

C Interval: 45.0 Deg

Test Speed: High

Temperature:

Operators:

Test Date: 2024/6/13 9:20:47

G Range: 0 - 180 Deg

G Interval: 1.0 Deg

Test System: Huipu CPM-2000B Goniophotometer

Humidity:

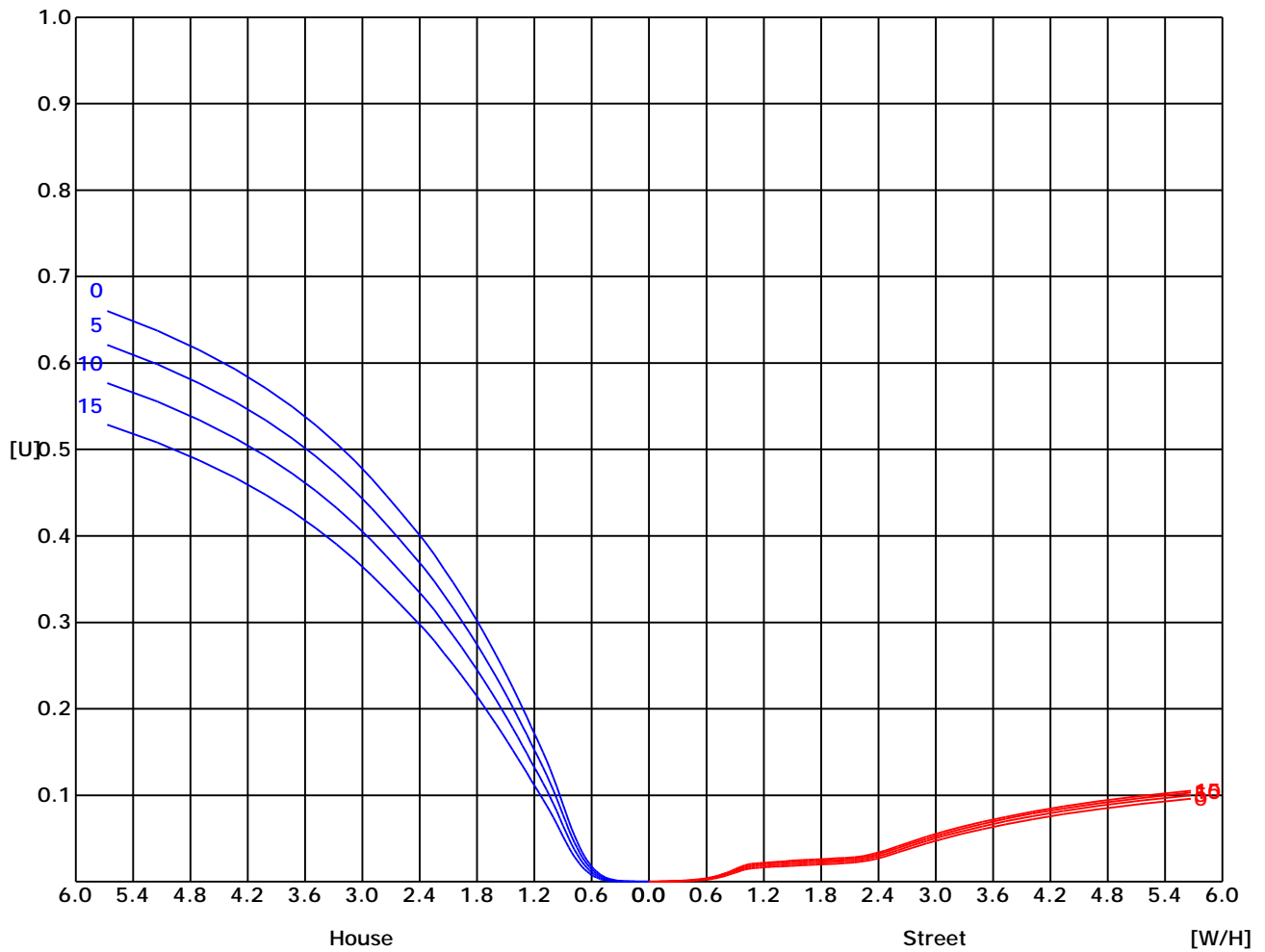
Test Distance: 6.25 m

Remarks:

Report No.:

Test Time: 2024/6/13 9:20:47

## UTILIZATION FACTOR DIAGRAM (ROAD)



C Range: 0 - 360 Deg  
 C Interval: 45.0 Deg  
 Test Speed: High  
 Temperature:  
 Operators:  
 Test Date: 2024/6/13 9:20:47

G Range: 0 - 180 Deg  
 G Interval: 1.0 Deg  
 Test System: Huipu CPM-2000B Goniophotometer  
 Humidity:  
 Test Distance: 6.25 m  
 Remarks:

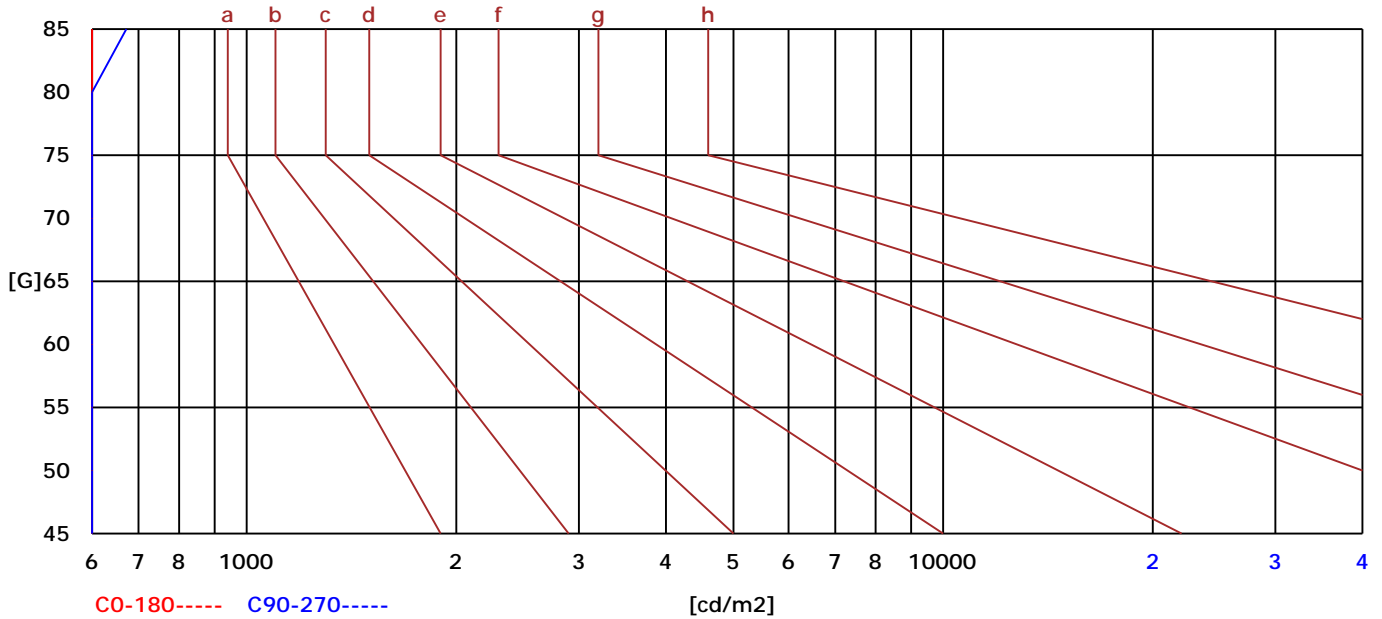


Report No.:

Test Time: 2024/6/13 9:20:47

### BRIGHT LIMIT DIAGRAM

C/G	45	50	55	60	65	70	75	80	85
C0	0	0	0	0	7	26	57	101	168
C90	94	103	109	121	155	194	272	416	672
Dazzle	Quality	Illuminance	---	---	---	---	---	---	---
1.15	A	2000	1000	500	<=300				
1.5	B		2000	1000	500	<=300			
1.85	C			2000	1000	500	<=300		
2.2	D				2000	1000	500	<=300	
2.55	E					2000	1000	500	<=300
---	---	a	b	c	d	e	f	g	h



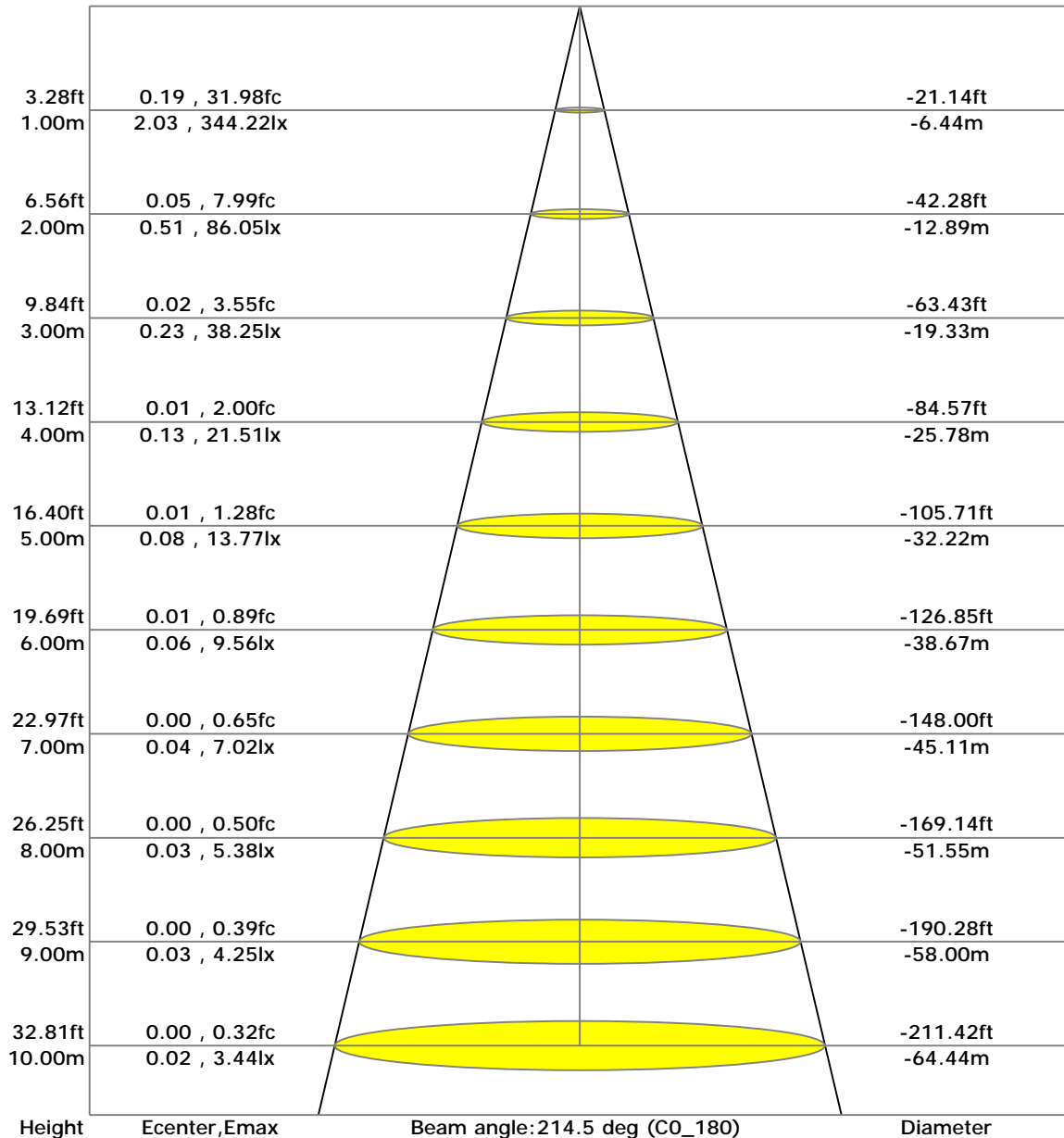
C Range: 0 - 360 Deg  
 C Interval: 45.0 Deg  
 Test Speed: High  
 Temperature:  
 Operators:  
 Test Date: 2024/6/13 9:20:47

G Range: 0 - 180 Deg  
 G Interval: 1.0 Deg  
 Test System: Huipu CPM-2000B Goniophotometer  
 Humidity:  
 Test Distance: 6.25 m  
 Remarks:

Report No.:

Test Time: 2024/6/13 9:20:47

## LX-DISTANCE DIAGRAM



C Range: 0 - 360 Deg

C Interval: 45.0 Deg

Test Speed: High

Temperature:

Operators:

Test Date: 2024/6/13 9:20:47

G Range: 0 - 180 Deg

G Interval: 1.0 Deg

Test System: Huipu CPM-2000B Goniophotometer

Humidity:

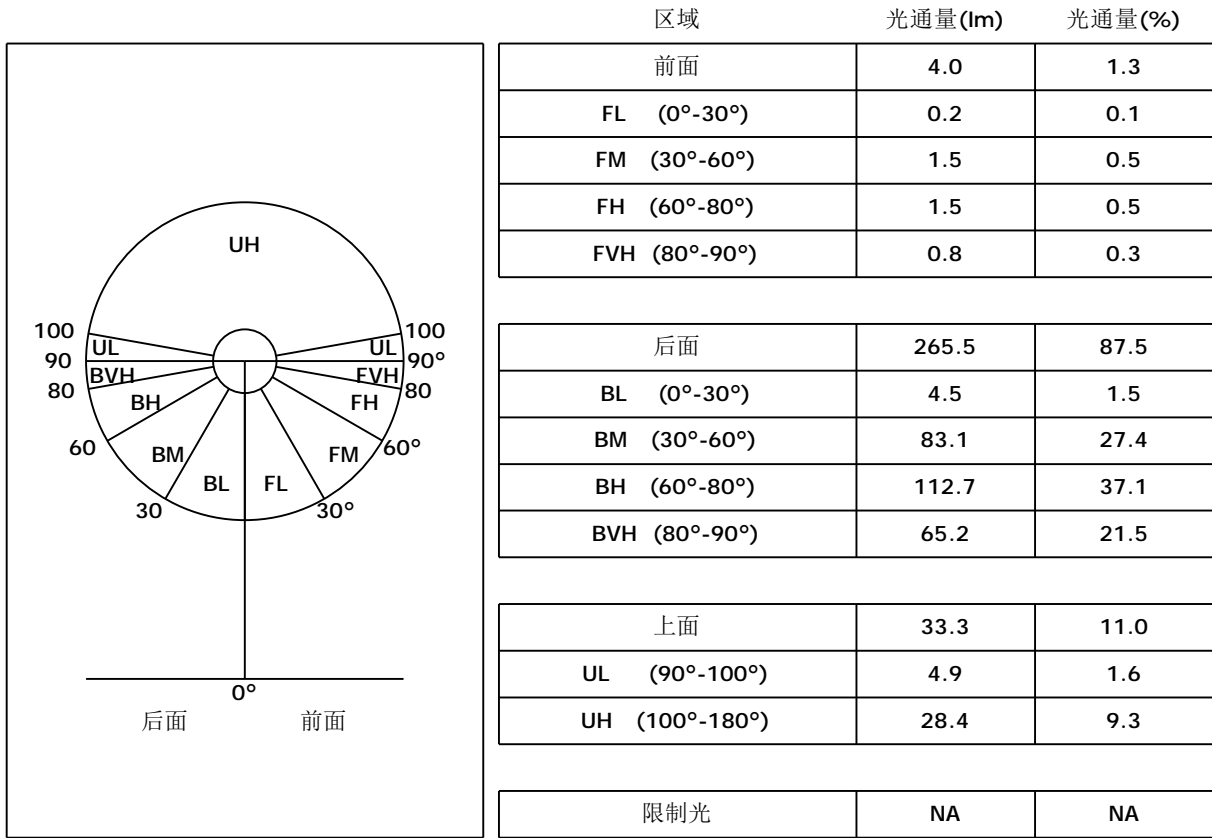
Test Distance: 6.25 m

Remarks:

Report No.:

Test Time: 2024/6/13 9:20:47

### BUG等级评价表



BUG评价等级(基于TM-15-07)	
非对称灯具 (Type I, II, III, IV)	B1 U2 G1
对称灯具 (Type V, Area Light)	B1 U2 G1

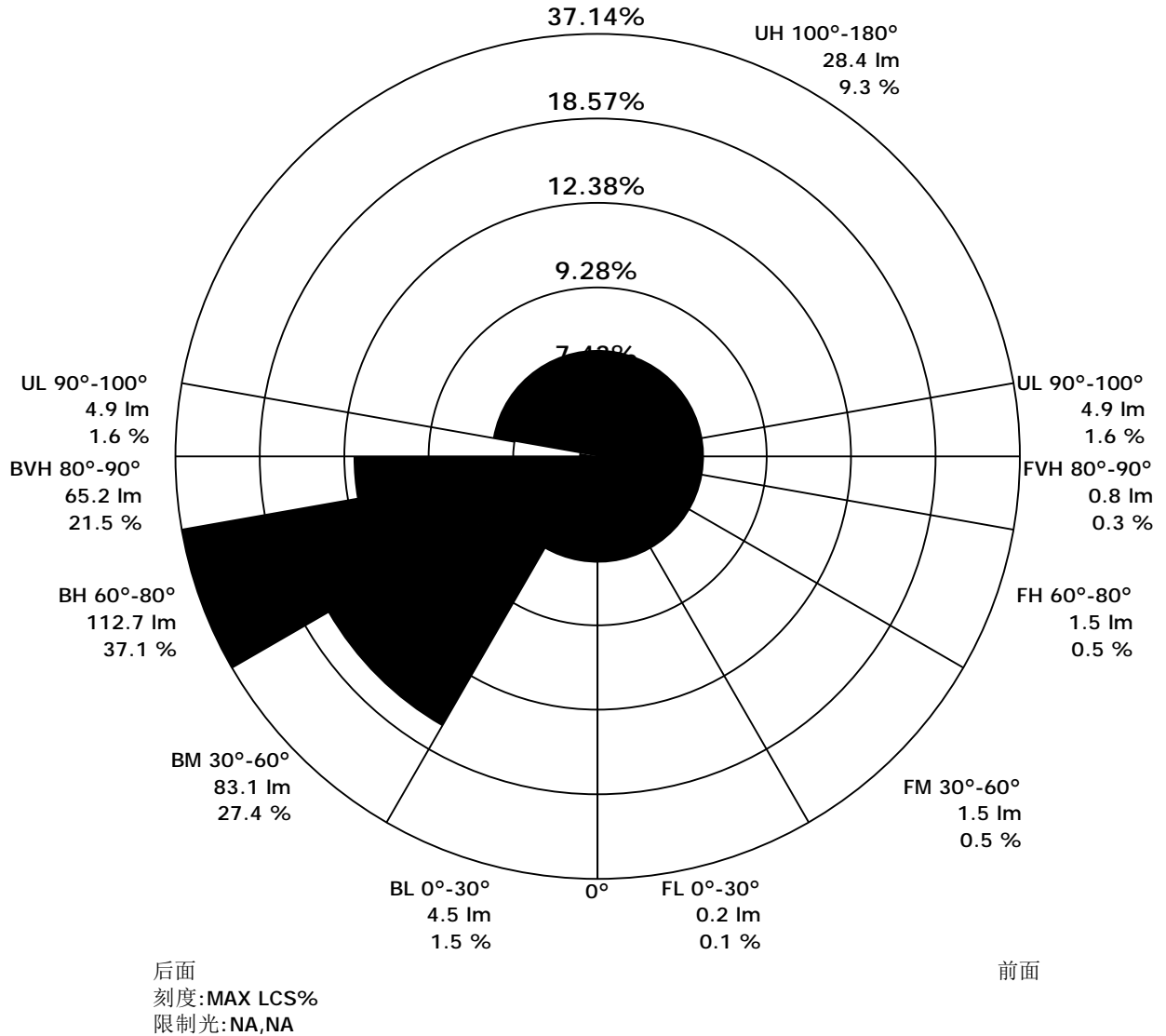
C Range: 0 - 360 Deg  
 C Interval: 45.0 Deg  
 Test Speed: High  
 Temperature:  
 Operators:  
 Test Date: 2024/6/13 9:20:47

G Range: 0 - 180 Deg  
 G Interval: 1.0 Deg  
 Test System: Huipu CPM-2000B Goniophotometer  
 Humidity:  
 Test Distance: 6.25 m  
 Remarks:

Report No.:

Test Time: 2024/6/13 9:20:47

### LCS 图



C Range: 0 - 360 Deg  
 C Interval: 45.0 Deg  
 Test Speed: High  
 Temperature:  
 Operators:  
 Test Date: 2024/6/13 9:20:47

G Range: 0 - 180 Deg  
 G Interval: 1.0 Deg  
 Test System: Huipu CPM-2000B Goniophotometer  
 Humidity:  
 Test Distance: 6.25 m  
 Remarks:

Report No.:

Test Time: 2024/6/13 9:20:47

## UGR(Unified Glare Rating) TABLE

RHOCC		70	70	50	50	30	70	70	50	50	30
RHOW		50	30	50	30	30	50	30	50	30	30
RHOF		20	20	20	20	20	20	20	20	20	20
Room Size X Y		Viewed Endwise					Viewed Crosswise				
2H	2H	0.18	1.35	-0.36	1.09	0.95	0.18	1.35	-0.36	1.09	0.95
	3H	-0.20	0.93	-0.69	0.71	0.61	-0.20	0.93	-0.69	0.71	0.61
	4H	-0.42	0.69	-0.87	0.49	0.42	-0.42	0.69	-0.87	0.49	0.42
	6H	-0.66	0.42	-1.06	0.26	0.22	-0.66	0.42	-1.06	0.26	0.22
	8H	-0.79	0.28	-1.17	0.13	0.11	-0.79	0.28	-1.17	0.13	0.11
	12H	-0.92	0.12	-1.27	-0.01	0.00	-0.92	0.12	-1.27	-0.01	0.00
4H	2H	-0.42	0.69	-0.87	0.49	0.42	-0.42	0.69	-0.87	0.49	0.42
	3H	-0.92	0.12	-1.27	-0.01	0.00	-0.92	0.12	-1.27	-0.01	0.00
	4H	-1.21	-0.22	-1.49	-0.30	-0.23	-1.21	-0.22	-1.49	-0.30	-0.23
	6H	-1.52	-0.60	-1.72	-0.62	-0.49	-1.52	-0.60	-1.72	-0.62	-0.49
	8H	-1.69	-0.81	-1.84	-0.79	-0.63	-1.69	-0.81	-1.84	-0.79	-0.63
	12H	-1.87	-1.04	-1.97	-0.98	-0.78	-1.87	-1.04	-1.97	-0.98	-0.78
8H	4H	-0.79	0.28	-1.17	0.13	0.11	2.14	3.21	1.76	3.06	3.04
	6H	-2.05	-1.28	-2.10	-1.18	-0.93	1.94	2.71	1.89	2.81	3.06
	8H	-2.00	-1.28	-1.98	-1.15	-0.85	1.81	2.53	1.83	2.66	2.96
	12H	-1.84	-1.20	-1.77	-1.02	-0.67	1.68	2.32	1.76	2.51	2.85
12H	4H	0.04	0.87	-0.06	0.93	1.13	3.87	4.70	3.77	4.75	4.96
	6H	0.28	1.00	0.30	1.13	1.43	3.83	4.54	3.84	4.68	4.98

C Range: 0 - 360 Deg  
 C Interval: 45.0 Deg  
 Test Speed: High  
 Temperature:  
 Operators:  
 Test Date: 2024/6/13 9:20:47

G Range: 0 - 180 Deg  
 G Interval: 1.0 Deg  
 Test System: Huipu CPM-2000B Goniophotometer  
 Humidity:  
 Test Distance: 6.25 m  
 Remarks:

Report No.:

Test Time: 2024/6/13 9:20:47

### ZONAL LUMINOUS FLUX TABLE-1

Gamma [deg]	I <sub>mean</sub> [cd]	Zonal Flux [lm]	Sum Flux [lm]	Zonal Flux [%]	Sum Flux [%]
0	0.63	0.00	0.00	0.00	0.00
5	0.62	0.01	0.01	0.00	0.00
10	0.79	0.05	0.07	0.02	0.02
15	1.59	0.16	0.23	0.05	0.07
20	3.15	0.44	0.67	0.15	0.22
25	6.66	1.14	1.81	0.38	0.60
30	13.41	2.88	4.69	0.95	1.54
35	23.83	6.04	10.73	1.99	3.54
40	36.87	11.00	21.73	3.63	7.16
45	42.42	15.52	37.25	5.12	12.28
50	36.74	15.18	52.43	5.00	17.28
55	40.57	17.13	69.56	5.64	22.92
60	43.57	19.75	89.30	6.51	29.43
65	47.71	22.52	111.83	7.42	36.85
70	55.38	26.18	138.01	8.63	45.48
75	61.39	31.47	169.48	10.37	55.85
80	64.41	34.02	203.50	11.21	67.06
85	66.03	35.69	239.19	11.76	78.82
90	44.35	30.29	269.49	9.98	88.81
95	2.36	4.72	274.21	1.56	90.36
100	1.52	0.87	275.08	0.29	90.65
105	1.73	0.88	275.96	0.29	90.94
110	2.46	1.16	277.12	0.38	91.32
115	2.45	1.24	278.36	0.41	91.73
120	2.49	1.19	279.55	0.39	92.12
125	2.40	1.13	280.68	0.37	92.50
130	2.11	0.93	281.61	0.31	92.81
135	2.58	0.94	282.55	0.31	93.12
140	21.36	5.07	287.62	1.67	94.78
145	21.25	7.72	295.34	2.54	97.33
150	13.47	4.65	299.99	1.53	98.86
155	7.25	2.29	302.28	0.75	99.62
160	2.39	0.79	303.07	0.26	99.87
165	0.77	0.23	303.29	0.07	99.95
170	0.74	0.09	303.38	0.03	99.98
175	0.64	0.05	303.43	0.02	100.00
180	0.62	0.02	303.45	0.00	100.00

C Range: 0 - 360 Deg  
 C Interval: 45.0 Deg  
 Test Speed: High  
 Temperature:  
 Operators:  
 Test Date: 2024/6/13 9:20:47

G Range: 0 - 180 Deg  
 G Interval: 1.0 Deg  
 Test System: Huipu CPM-2000B Goniophotometer  
 Humidity:  
 Test Distance: 6.25 m  
 Remarks:

Report No.:

Test Time: 2024/6/13 9:20:47

### ZONAL LUMINOUS FLUX TABLE-2

γ	C0	C45	C90	C135	C180	C225	C270	C315	γ	φ zonal	φ total	%lum	%lamp
10	1.4	0.0	0.2	0.4	1.4	0.8	2.5	0.5	10	0.1	0.1	0.0	0.0
20	0.4	0.0	0.4	0.9	0.8	6.1	14.5	5.3	20	0.6	0.7	0.2	0.2
30	0.0	0.0	0.7	1.8	0.9	16.4	87.6	14.0	30	4.0	4.7	1.5	1.5
40	0.0	0.0	1.6	2.5	1.3	62.3	195.2	50.0	40	17.0	21.7	7.2	7.2
50	0.0	0.0	2.9	2.7	0.6	4.9	284.2	3.8	50	30.7	52.4	17.3	17.3
60	0.0	0.0	3.7	2.4	0.0	6.4	334.5	6.1	60	36.9	89.3	29.4	29.4
70	0.1	0.4	2.5	2.7	0.0	233.4	0.0	222.9	70	48.7	138.0	45.5	45.5
80	1.1	0.7	2.1	2.9	0.0	260.9	0.0	251.4	80	65.5	203.5	67.1	67.1
90	1.7	0.3	2.9	1.4	0.0	89.4	0.0	138.3	90	66.0	269.5	88.8	88.8
100	1.2	0.0	4.1	0.0	0.0	5.6	0.0	1.5	100	5.6	275.1	90.7	90.7
110	0.2	0.0	4.9	0.0	0.0	9.8	0.0	4.6	110	2.0	277.1	91.3	91.3
120	0.0	0.0	4.9	0.0	0.5	7.2	0.0	7.3	120	2.4	279.5	92.1	92.1
130	0.2	0.0	2.9	0.1	0.7	6.4	0.0	6.3	130	2.1	281.6	92.8	92.8
140	1.0	0.0	0.9	2.6	0.2	96.2	0.0	94.5	140	6.0	287.6	94.8	94.8
150	1.1	0.0	0.0	4.4	0.0	48.0	0.0	43.1	150	12.4	300.0	98.9	98.9
160	1.2	0.0	0.0	4.8	0.0	11.1	0.0	0.5	160	3.1	303.1	99.9	99.9
170	1.0	0.0	0.0	3.4	0.5	0.0	0.0	0.9	170	0.3	303.4	100.0	100.0
180	0.7	0.0	0.0	0.0	0.7	0.0	0.0	1.7	180	0.1	303.4	100.0	100.0

Conical surface Flux(90deg) : 37.3 lm

%lum = 12.3%

%lamp = 12.3%

Conical surface Flux(120deg) : 89.3 lm

%lum = 29.4%

%lamp = 29.4%

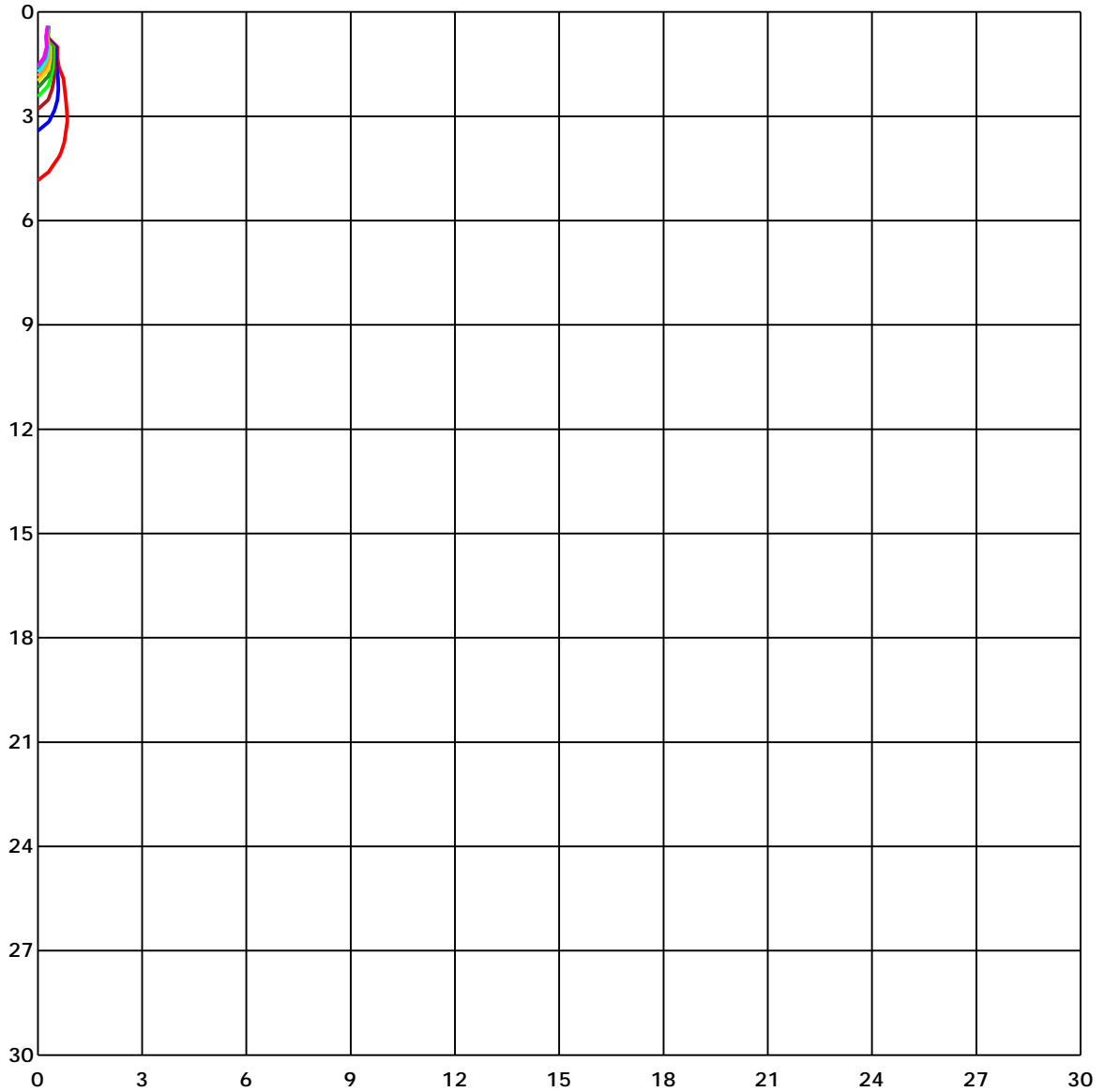
C Range: 0 - 360 Deg  
 C Interval: 45.0 Deg  
 Test Speed: High  
 Temperature:  
 Operators:  
 Test Date: 2024/6/13 9:20:47

G Range: 0 - 180 Deg  
 G Interval: 1.0 Deg  
 Test System: Huipu CPM-2000B Goniophotometer  
 Humidity:  
 Test Distance: 6.25 m  
 Remarks:

Report No.:

Test Time: 2024/6/13 9:20:47

## SPACE ISOLX DIAGRAM



Unit of illumination: lx

- |         |         |
|---------|---------|
| — 0.869 | — 0.435 |
| — 0.782 | — 0.348 |
| — 0.695 | — 0.261 |
| — 0.608 | — 0.174 |
| — 0.521 | — 0.087 |

C Range: 0 - 360 Deg

C Interval: 45.0 Deg

Test Speed: High

Temperature:

Operators:

Test Date: 2024/6/13 9:20:47

G Range: 0 - 180 Deg

G Interval: 1.0 Deg

Test System: Huipu CPM-2000B Goniophotometer

Humidity:

Test Distance: 6.25 m

Remarks:



Report No.:

Test Time: 2024/6/13 9:20:47

## LUMINOUS DISTRIBUTION INTENSITY DATA

Gamma/C	C0	C45	C90	C135	C180	C225	C270	C315	C360
G0	2.03	0.12	0.31	0.04	2.03	0.12	0.31	0.04	2.03
G1	1.99	0.08	0.31	0.04	2.03	0.08	0.31	0.0	1.99
G2	1.95	0.08	0.27	0.04	2.03	0.08	0.39	0.0	1.95
G3	1.91	0.08	0.27	0.04	2.07	0.12	0.39	0.0	1.91
G4	1.84	0.08	0.27	0.08	2.03	0.12	0.51	0.0	1.84
G5	1.8	0.08	0.27	0.12	1.91	0.23	0.7	0.04	1.8
G6	1.72	0.08	0.27	0.12	1.8	0.35	0.82	0.08	1.72
G7	1.68	0.08	0.23	0.16	1.72	0.39	1.05	0.2	1.68
G8	1.56	0.08	0.23	0.23	1.56	0.51	1.33	0.31	1.56
G9	1.52	0.08	0.23	0.27	1.45	0.59	1.84	0.35	1.52
G10	1.41	0.04	0.23	0.35	1.37	0.78	2.46	0.47	1.41
G11	1.52	0.04	0.23	0.39	1.21	0.98	3.2	0.66	1.52
G12	1.25	0.04	0.27	0.43	1.13	1.29	4.1	0.86	1.25
G13	1.17	0.04	0.27	0.51	0.98	1.64	5.12	1.17	1.17
G14	1.05	0.04	0.27	0.55	0.9	2.11	6.21	1.56	1.05
G15	0.94	0.0	0.27	0.63	0.82	2.58	7.46	1.99	0.94
G16	0.82	0.0	0.31	0.66	0.74	3.16	8.75	2.54	0.82
G17	0.7	0.0	0.31	0.74	0.78	3.83	10.23	3.13	0.7
G18	0.59	0.0	0.35	0.78	0.78	4.53	11.56	3.79	0.59
G19	0.51	0.0	0.35	0.86	0.74	5.27	12.97	4.49	0.51
G20	0.35	0.0	0.35	0.94	0.78	6.09	14.53	5.27	0.35
G21	0.23	0.0	0.35	1.02	0.78	6.91	17.19	6.09	0.23
G22	0.16	0.0	0.39	1.09	0.74	7.77	20.98	6.88	0.16
G23	0.0	0.0	0.43	1.17	0.74	8.63	26.13	7.73	0.0
G24	0.0	0.0	0.43	1.25	0.78	9.57	32.58	8.63	0.0
G25	0.0	0.0	0.43	1.37	0.78	10.43	40.12	9.49	0.0
G26	0.0	0.0	0.51	1.45	0.78	11.29	48.36	10.35	0.0
G27	0.0	0.0	0.55	1.56	0.82	12.15	57.62	11.17	0.0
G28	0.0	0.0	0.59	1.64	0.82	13.05	67.11	12.03	0.0
G29	0.0	0.0	0.63	1.72	0.86	14.45	76.72	12.93	0.0
G30	0.0	0.0	0.7	1.8	0.9	16.41	87.58	13.98	0.0
G31	0.0	0.0	0.74	1.91	0.94	18.95	98.24	15.82	0.0
G32	0.0	0.0	0.82	1.95	0.98	21.88	108.59	18.24	0.0
G33	0.0	0.0	0.86	2.03	0.98	25.94	119.53	21.05	0.0
G34	0.0	0.0	0.94	2.11	1.02	30.63	131.21	24.77	0.0
G35	0.0	0.0	1.05	2.19	1.09	35.31	141.8	28.95	0.0
G36	0.0	0.0	1.13	2.23	1.13	40.43	152.5	33.01	0.0

C Range: 0 - 360 Deg  
 C Interval: 45.0 Deg  
 Test Speed: High  
 Temperature:  
 Operators:  
 Test Date: 2024/6/13 9:20:47

G Range: 0 - 180 Deg  
 G Interval: 1.0 Deg  
 Test System: Huipu CPM-2000B Goniophotometer  
 Humidity:  
 Test Distance: 6.25 m  
 Remarks:

Report No.:

Test Time: 2024/6/13 9:20:47

## LUMINOUS DISTRIBUTION INTENSITY DATA(Continue 1)

Gamma/C	C0	C45	C90	C135	C180	C225	C270	C315	C360	
G37	0.0	0.0	1.25	2.34	1.17	46.02	163.63	37.85	0.0	
G38	0.0	0.0	1.37	2.38	1.21	51.76	175.08	42.81	0.0	
G39	0.0	0.0	1.48	2.42	1.25	57.3	185.66	46.8	0.0	
G40	0.0	0.0	1.6	2.5	1.29	62.3	195.23	50.0	0.0	
G41	0.0	0.0	1.76	2.54	1.25	66.48	203.83	53.24	0.0	
G42	0.0	0.0	1.84	2.58	1.21	68.87	213.28	54.22	0.0	
G43	0.0	0.0	1.99	2.66	1.13	67.62	222.77	49.8	0.0	
G44	0.0	0.0	2.11	2.66	1.09	60.47	232.38	40.66	0.0	
G45	0.0	0.0	2.23	2.66	1.02	49.14	241.91	29.38	0.0	
G46	0.0	0.0	2.34	2.66	0.94	34.45	251.45	17.38	0.0	
G47	0.0	0.0	2.5	2.7	0.9	19.73	260.82	9.02	0.0	
G48	0.0	0.0	2.66	2.66	0.82	10.2	269.22	6.02	0.0	
G49	0.0	0.0	2.77	2.66	0.7	6.64	276.72	4.41	0.0	
G50	0.0	0.0	2.89	2.66	0.63	4.92	284.18	3.75	0.0	
G51	0.0	0.0	3.01	2.62	0.55	4.45	290.63	3.95	0.0	
G52	0.0	0.0	3.16	2.58	0.43	4.65	297.07	4.18	0.0	
G53	0.0	0.0	3.36	2.54	0.35	4.88	303.05	4.41	0.0	
G54	0.0	0.0	3.4	2.5	0.23	5.08	308.67	4.65	0.0	
G55	0.0	0.0	3.52	2.5	0.16	5.27	313.24	4.84	0.0	
G56	0.0	0.0	3.55	2.42	0.08	5.47	317.73	5.12	0.0	
G57	0.0	0.0	3.59	2.42	0.0	5.7	322.66	5.31	0.0	
G58	0.0	0.0	3.63	2.42	0.0	5.9	326.6	5.59	0.0	
G59	0.0	0.0	3.71	2.42	0.0	6.09	330.51	5.82	0.0	
G60	0.0	0.0	3.71	2.42	0.0	6.37	334.49	6.09	0.0	
G61	0.0	0.0	3.83	2.46	0.0	6.64	338.28	6.48	0.0	
G62	0.0	0.0	3.83	2.46	0.0	7.11	341.76	7.34	0.0	
G63	0.0	0.04	3.91	2.5	0.0	8.95	344.22	10.55	0.0	
G64	0.0	0.08	3.83	2.58	0.0	14.38	341.91	18.95	0.0	
G65	0.0	0.12	3.79	2.62	0.0	31.33	321.8	47.38	0.0	
G66	0.0	0.16	3.67	2.62	0.0	74.84	242.97	94.49	0.0	
G67	0.0	0.23	3.4	2.7	0.0	131.09	98.4	146.52	0.0	
G68	0.0	0.31	3.09	2.7	0.0	184.96	6.21	191.64	0.0	
G69	0.0	0.35	2.73	2.66	0.0	222.07	0.0	215.2	0.0	
G70	0.08	0.35	2.46	2.66	0.0	233.44	0.0	222.85	0.08	
G71	0.16	0.43	2.11	2.62	0.0	239.22	0.0	227.73	0.16	
G72	0.31	0.47	1.8	2.62	0.0	242.89	0.0	231.09	0.31	
G73	0.43	0.51	1.64	2.7	0.0	246.13	0.0	234.14	0.43	

C Range: 0 - 360 Deg  
 C Interval: 45.0 Deg  
 Test Speed: High  
 Temperature:  
 Operators:  
 Test Date: 2024/6/13 9:20:47

G Range: 0 - 180 Deg  
 G Interval: 1.0 Deg  
 Test System: Huipu CPM-2000B Goniophotometer  
 Humidity:  
 Test Distance: 6.25 m  
 Remarks:

Report No.:

Test Time: 2024/6/13 9:20:47

## LUMINOUS DISTRIBUTION INTENSITY DATA(Continue 2)

GammaC	C0	C45	C90	C135	C180	C225	C270	C315	C360	
G74	0.51	0.59	1.64	2.73	0.0	248.32	0.0	237.34	0.51	
G75	0.63	0.59	1.72	2.81	0.0	251.45	0.0	239.88	0.63	
G76	0.7	0.59	1.76	2.85	0.0	253.44	0.0	242.89	0.7	
G77	0.78	0.63	1.8	2.89	0.0	255.39	0.0	244.92	0.78	
G78	0.86	0.66	1.91	2.89	0.0	257.54	0.0	247.19	0.86	
G79	0.94	0.7	2.03	2.89	0.0	259.53	0.0	249.18	0.94	
G80	1.05	0.7	2.11	2.89	0.0	260.9	0.0	251.37	1.05	
G81	1.09	0.66	2.15	2.85	0.0	262.5	0.0	253.2	1.09	
G82	1.25	0.66	2.15	2.77	0.0	263.63	0.0	254.41	1.25	
G83	1.25	0.63	2.19	2.7	0.0	265.08	0.0	255.55	1.25	
G84	1.33	0.66	2.23	2.54	0.0	264.8	0.0	256.64	1.33	
G85	1.41	0.59	2.27	2.34	0.0	264.61	0.0	257.19	1.41	
G86	1.48	0.59	2.34	2.11	0.0	260.35	0.0	256.8	1.48	
G87	1.56	0.51	2.46	1.95	0.0	243.44	0.0	252.66	1.56	
G88	1.6	0.43	2.62	1.8	0.0	202.77	0.0	241.8	1.6	
G89	1.68	0.37	2.73	1.6	0.0	147.11	0.0	201.29	1.68	
G90	1.68	0.31	2.85	1.45	0.0	89.41	0.0	138.28	1.68	
G91	1.72	0.27	2.97	1.29	0.0	44.61	0.0	72.54	1.72	
G92	1.68	0.23	3.09	1.05	0.0	21.41	0.0	22.73	1.68	
G93	1.68	0.2	3.2	0.86	0.0	14.53	0.0	6.84	1.68	
G94	1.64	0.16	3.32	0.63	0.0	11.25	0.0	1.91	1.64	
G95	1.56	0.12	3.4	0.43	0.0	8.63	0.0	1.25	1.56	
G96	1.52	0.08	3.52	0.27	0.0	7.03	0.0	1.02	1.52	
G97	1.45	0.04	3.59	0.16	0.0	6.33	0.0	1.0	1.45	
G98	1.37	0.0	3.79	0.04	0.0	5.94	0.0	0.98	1.37	
G99	1.29	0.0	3.91	0.0	0.0	5.7	0.0	1.25	1.29	
G100	1.21	0.0	4.06	0.0	0.0	5.59	0.0	1.48	1.21	
G101	1.09	0.0	4.14	0.0	0.0	5.51	0.0	1.76	1.09	
G102	1.02	0.0	4.22	0.0	0.0	5.47	0.0	2.03	1.02	
G103	0.9	0.0	4.38	0.0	0.0	5.59	0.0	2.34	0.9	
G104	0.82	0.0	4.41	0.0	0.0	5.94	0.0	2.66	0.82	
G105	0.7	0.0	4.49	0.0	0.0	6.64	0.0	2.97	0.7	
G106	0.63	0.0	4.61	0.0	0.0	7.66	0.0	3.28	0.63	
G107	0.51	0.0	4.69	0.0	0.0	8.59	0.0	3.63	0.51	
G108	0.39	0.0	4.73	0.0	0.0	9.41	0.0	4.06	0.39	
G109	0.27	0.0	4.77	0.0	0.0	9.84	0.0	4.8	0.27	
G110	0.2	0.0	4.92	0.0	0.0	9.77	0.0	4.65	0.2	

C Range: 0 - 360 Deg  
 C Interval: 45.0 Deg  
 Test Speed: High  
 Temperature:  
 Operators:  
 Test Date: 2024/6/13 9:20:47

G Range: 0 - 180 Deg  
 G Interval: 1.0 Deg  
 Test System: Huipu CPM-2000B Goniophotometer  
 Humidity:  
 Test Distance: 6.25 m  
 Remarks:

Report No.:

Test Time: 2024/6/13 9:20:47

### LUMINOUS DISTRIBUTION INTENSITY DATA(Continue 3)

GammaC	C0	C45	C90	C135	C180	C225	C270	C315	C360	
G111	0.04	0.0	4.96	0.0	0.0	9.34	0.0	5.23	0.04	
G112	0.0	0.0	5.12	0.0	0.08	8.87	0.0	5.59	0.0	
G113	0.0	0.0	5.2	0.0	0.08	8.32	0.0	6.17	0.0	
G114	0.0	0.0	5.2	0.0	0.16	7.81	0.0	6.45	0.0	
G115	0.0	0.0	5.2	0.0	0.23	7.23	0.0	6.56	0.0	
G116	0.0	0.0	5.2	0.0	0.27	6.95	0.0	6.68	0.0	
G117	0.0	0.0	5.2	0.0	0.35	6.91	0.0	6.91	0.0	
G118	0.0	0.0	5.16	0.0	0.43	7.03	0.0	7.11	0.0	
G119	0.0	0.0	5.04	0.0	0.51	7.11	0.0	7.23	0.0	
G120	0.0	0.0	4.92	0.0	0.55	7.19	0.0	7.34	0.0	
G121	0.0	0.0	4.77	0.0	0.59	7.23	0.0	7.38	0.0	
G122	0.0	0.0	4.65	0.0	0.63	7.27	0.0	7.46	0.0	
G123	0.0	0.0	4.53	0.0	0.74	7.23	0.0	7.38	0.0	
G124	0.0	0.0	4.34	0.0	0.74	7.11	0.0	6.99	0.0	
G125	0.0	0.0	4.14	0.0	0.74	7.07	0.0	6.21	0.0	
G126	0.0	0.0	3.95	0.0	0.74	6.95	0.0	5.82	0.0	
G127	0.0	0.0	3.67	0.0	0.74	6.84	0.0	5.74	0.0	
G128	0.04	0.0	3.44	0.0	0.78	6.68	0.0	5.98	0.04	
G129	0.08	0.0	3.16	0.0	0.78	6.56	0.0	6.29	0.08	
G130	0.16	0.0	2.93	0.08	0.74	6.37	0.0	6.33	0.16	
G131	0.23	0.0	2.7	0.35	0.74	6.25	0.0	6.29	0.23	
G132	0.31	0.0	2.46	0.63	0.74	6.13	0.0	6.25	0.31	
G133	0.39	0.0	2.3	0.9	0.74	6.29	0.0	6.76	0.39	
G134	0.47	0.0	2.07	1.17	0.63	7.5	0.0	8.83	0.47	
G135	0.59	0.0	1.88	1.45	0.63	10.7	0.0	12.66	0.59	
G136	0.66	0.0	1.64	1.72	0.55	19.77	0.0	25.0	0.66	
G137	0.78	0.0	1.45	1.95	0.43	38.91	0.0	45.63	0.78	
G138	0.86	0.0	1.25	2.19	0.35	61.56	0.0	67.19	0.86	
G139	0.94	0.0	1.05	2.42	0.27	81.72	0.0	84.49	0.94	
G140	1.02	0.0	0.9	2.62	0.2	96.21	0.0	94.49	1.02	
G141	1.09	0.0	0.74	2.85	0.08	101.6	0.0	94.88	1.09	
G142	1.13	0.0	0.59	3.01	0.04	98.36	0.0	90.39	1.13	
G143	1.13	0.0	0.43	3.2	0.0	92.38	0.0	85.2	1.13	
G144	1.13	0.0	0.27	3.4	0.0	85.98	0.0	79.26	1.13	
G145	1.09	0.0	0.2	3.63	0.0	79.3	0.0	72.5	1.09	
G146	1.13	0.0	0.04	3.79	0.0	72.81	0.0	66.02	1.13	
G147	1.13	0.0	0.0	3.98	0.0	65.98	0.0	59.96	1.13	

C Range: 0 - 360 Deg  
 C Interval: 45.0 Deg  
 Test Speed: High  
 Temperature:  
 Operators:  
 Test Date: 2024/6/13 9:20:47

G Range: 0 - 180 Deg  
 G Interval: 1.0 Deg  
 Test System: Huipu CPM-2000B Goniophotometer  
 Humidity:  
 Test Distance: 6.25 m  
 Remarks:

Report No.:

Test Time: 2024/6/13 9:20:47

### LUMINOUS DISTRIBUTION INTENSITY DATA(Continue 4)

GammaC	C0	C45	C90	C135	C180	C225	C270	C315	C360	
G148	1.13	0.0	0.0	4.14	0.0	59.41	0.0	54.26	1.13	
G149	1.13	0.0	0.0	4.26	0.0	53.87	0.0	48.52	1.13	
G150	1.13	0.0	0.0	4.41	0.0	48.05	0.0	43.09	1.13	
G151	1.09	0.0	0.0	4.53	0.0	42.19	0.0	38.05	1.09	
G152	1.13	0.0	0.0	4.57	0.0	36.91	0.0	32.93	1.13	
G153	1.09	0.0	0.0	4.73	0.0	32.42	0.0	28.44	1.09	
G154	1.13	0.0	0.0	4.8	0.0	27.93	0.0	24.14	1.13	
G155	1.09	0.0	0.0	4.92	0.0	23.63	0.0	18.75	1.09	
G156	1.13	0.0	0.0	4.96	0.0	20.08	0.0	13.22	1.13	
G157	1.17	0.0	0.0	4.92	0.0	16.84	0.0	7.7	1.17	
G158	1.13	0.0	0.0	4.88	0.0	14.18	0.0	4.96	1.13	
G159	1.13	0.0	0.0	4.84	0.0	12.34	0.0	0.78	1.13	
G160	1.17	0.0	0.0	4.8	0.0	11.13	0.0	0.49	1.17	
G161	1.17	0.0	0.0	4.65	0.04	9.84	0.0	0.36	1.17	
G162	1.17	0.0	0.0	4.49	0.12	6.68	0.0	0.36	1.17	
G163	1.17	0.0	0.04	4.41	0.2	0.43	0.0	0.35	1.17	
G164	1.13	0.0	0.08	4.26	0.27	0.0	0.0	0.39	1.13	
G165	1.13	0.0	0.08	4.06	0.35	0.0	0.0	0.51	1.13	
G166	1.13	0.0	0.08	3.91	0.39	0.0	0.0	0.63	1.13	
G167	1.17	0.0	0.08	3.79	0.43	0.0	0.0	0.63	1.17	
G168	1.09	0.0	0.08	3.67	0.43	0.0	0.0	0.7	1.09	
G169	1.09	0.0	0.08	3.48	0.51	0.0	0.0	0.78	1.09	
G170	1.02	0.0	0.04	3.36	0.55	0.0	0.0	0.86	1.02	
G171	0.98	0.0	0.04	3.2	0.55	0.0	0.0	0.86	0.98	
G172	0.94	0.0	0.0	3.05	0.55	0.0	0.0	0.94	0.94	
G173	0.86	0.0	0.0	2.89	0.51	0.0	0.0	0.94	0.86	
G174	0.82	0.0	0.0	2.73	0.51	0.0	0.0	1.09	0.82	
G175	0.78	0.0	0.0	2.58	0.59	0.0	0.0	1.25	0.78	
G176	0.78	0.0	0.0	2.42	0.55	0.0	0.0	1.37	0.78	
G177	0.74	0.0	0.0	2.23	0.59	0.0	0.0	1.45	0.74	
G178	0.74	0.0	0.0	2.07	0.66	0.0	0.0	1.52	0.74	
G179	0.74	0.0	0.0	1.88	0.7	0.0	0.0	1.6	0.74	
G180	0.71	0.0	0.0	0.0	0.72	0.0	0.0	1.71	0.71	

C Range: 0 - 360 Deg  
 C Interval: 45.0 Deg  
 Test Speed: High  
 Temperature:  
 Operators:  
 Test Date: 2024/6/13 9:20:47

G Range: 0 - 180 Deg  
 G Interval: 1.0 Deg  
 Test System: Huipu CPM-2000B Goniophotometer  
 Humidity:  
 Test Distance: 6.25 m  
 Remarks: